




Version

2

Cultivar Grow Light

User Manual

and Installation Guide



designed, developed and manufactured by

U-Tron (Beijing) Electronics Co. Ltd.,



© U-Tron (Beijing) Electronics Co. Ltd.,
10 Langjiayuan East 5th Floor
Beijing, China 100022
Phone (86) 10-6568-2990. Website: [Http://www.u-tron.com](http://www.u-tron.com)

Table of Contents

Cultivar LED Grow Lights.....	1
Technical Specifications.....	2
Cultivar Grow lights are scalable:.....	2
Cultivar Grow Light 10.....	3
Cultivar Grow Light 20,.....	4
Cultivar Grow Light 40,.....	5
Cultivar Grow Light 80,.....	6
Installation Information	7
Installation Information (continue)	8
Warranty.....	8

Approvals:



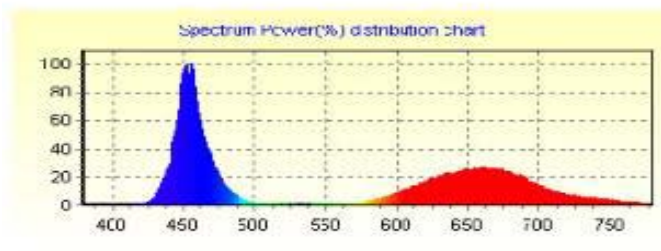


Cultivar LED Grow Lights

These high precision lights by U-Tron are designed to help plants to grow indoors. This solution allows for urban farming and will help to increase food production world wide. Plus, it saves energy compared to other grow lights so you are not only feeding the world you are helping to keep it clean for future generations. Cultivar Grow Lights are made to work with universal power AC power with TRIAC dimmers.

In our research, photometric component expressed in lumens is not so consequential to plant growing. The values you see in HPS or MH lights seems more powerful in the output, but a lot of it energy is wasted. The green component in the white light is reflected off the plants and not absorbed. It's in our opinion is a "wasted" energy. What a plant absorbs in the light spectrum (also known as PAR or Photosynthetic Active Region) located mainly in the blues (470nm) and the red (660nm). In the Cultivar LED chips we removed the Green light and use that energy to produce more blue and red color. This may make the plants seems more black when observed with naked eyes but in fact the plants are thriving in their own photosynthesis.

KEY
APPLICATION
Hydroponics Growing
House Plants
Indoor Gardens
Urban Farming



ZHAGA consortium gave birth to new concept of interchangeability among the LED manufactures and users. If you buy "A" company Zhaga module and use it in the "B" company Zhaga fixture, in theory all screws should fit and size should match. Although not all our modules approved by Zhaga but our Light bars meet these entire categories.

U-Tron is an active member of Zhaga consortium: <http://www.zhagastandard.org/>

Technical Specifications

KEY MODELS

Cultivar Grow Lights 10

Cultivar Grow Lights 20

Cultivar Grow Lights 40

Cultivar Grow Lights 80

ALL MODELS

SCALABLE



General Information

Watt range from 15 to 100 and beyond - scalable

TRIAC Dimmable

Lumens range from 800 to 10,000

No Mercury* (Broken CFL pollute the Environment with Hg)

Rugged Design – Unbreakable

25,000 Hour Life Expectancy


3 Years Warranty

Average 85% energy savings over HID, HPS and MH or incandescent

No UV or Additional Heat

CE listed, RoHS compliant, CSA and UL pending

Universal AC input: 120, 240 and 260 VAC Versions Available



ORDERING PART

NUMBERS

68CU-010-WWE 15W

68CU-020-WWE 28W

68CU-040-WWE 50W

68CU-060-WWE 72W

68CU-080-WWE 100W

Cultivar Grow lights are scalable:

Scalable; meaning that you can keep adding modules side by side or end to end and you can mix and match and hang them in many different ways you may see fit. The attachments comes in each package are easy to install and easy to use. You can raise and lower the lamps as the plants grow taller.

The Cultivar Grow Lights are IP 68 meaning you don't need worry about the sprinkler accidentally spray water on them. They are not like the elderly counterparts they will not break. And you don't need to change bulbs at all.



Cultivar
Plant Growing LEDs

Cultivar Grow Light 10

Electrical Characteristics

Wattage 15W

Replacement Value: 45 W

External Input Power Supply Voltage Universal

Life Span 50000hr

Light Characteristics

Replacement value of 45 Watt HPS

Beam Angle 120 D

No Green

Flux 800 lm

Color Rendering Index: > 70

Product Dimensions

Length 143mm

Width 90mm

Height 77mm

Net Weight Per Piece 400 Grams

Pieces Per Pack 1

Packs Per Carton 10

Temperature & IP

Operating Temp. -40(min), 45(max)C

Storage -40(min), 65(max)C

Indoor versions IP = 55

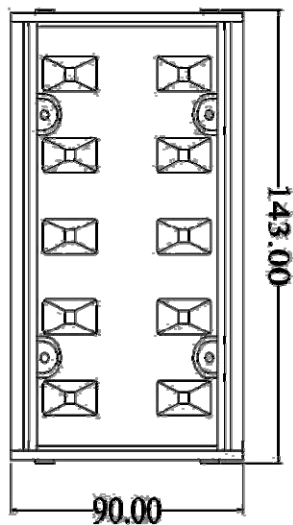
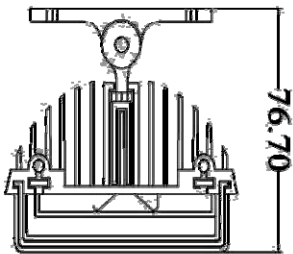
Outdoor Version IP = 65

Ordering Information

Product Number A-68LB-010-CR5

Product Name Mini-Bar 10

Product Ordering Name Mini-Bar 14 5500K 11200lm 10W



Cultivar Grow Light 20,

Electrical Characteristics

Wattage 28W

External Input Power Supply Voltage universal

Life Span 50000hr

Light Characteristics

Replacement value of 85 Watt HPS

Beam Angle 120 D

No Green

Flux 800 lm

Color Rendering Index: > 70

Product Dimensions

Length 329mm

Width 90mm

Height 77mm

Net Weight Per Piece 800 Grams

Pieces Per Pack 1

Packs Per Carton 10

Temperature & IP

Operating Temp. -40(min), 45(max)C

Storage -40(min), 65(max)C

Indoor versions IP = 55

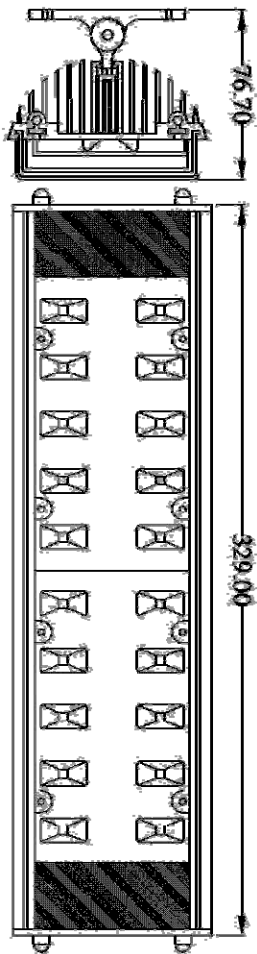
Outdoor Version IP = 65

Ordering Information

Product Number A-68LB-010-CR5

Product Name Mini-Bar 10

Product Ordering Name Mini-Bar 14 5500K 11200lm 10W



Cultivar Grow Light 40,

Electrical Characteristics

Wattage 50W

External Input Power Supply Voltage universal

Life Span 50000hr

Light Characteristics

Replacement value of 150 Watt HPS

Beam Angle 120 D

No Green

Flux 800 lm

Color Rendering Index: > 70

Product Dimensions

Length 606 mm

Width 90mm

Height 77mm

Net Weight Per Piece 2000 Grams

Pieces Per Pack 1

Packs Per Carton 10

Temperature & IP

Operating Temp. -40 (min), 45 (max) C

Storage -40(min), 65(max) C

Indoor versions IP = 55

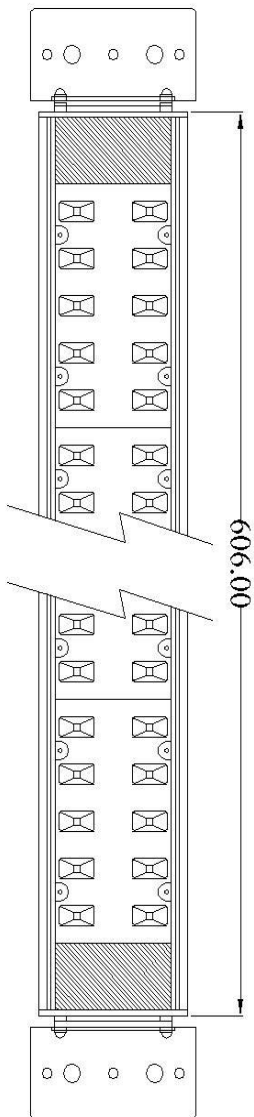
Outdoor Version IP = 65

Ordering Information

Product Number A-68LB-010-CR5

Product Name Mini-Bar 10

Product Ordering Name Mini-Bar 14 5500K 11200lm 10W



Cultivar Grow Light 80,

Electrical Characteristics

Wattage 100W

External Input Power Supply Voltage universal

Life Span 50000hr

Light Characteristics

Replacement value of 300 Watt HPS

Beam Angle 120 D

No Green

Flux 800 lm

Color Rendering Index: > 70

Product Dimensions

Length 1206mm

Width 90mm

Height 77mm

Net Weight Per Piece 2865 Grams

Pieces Per Pack 1

Packs Per Carton 10

Temperature & IP

Operating Temp. -40 (min), 45 (max) C

Storage -40(min), 65(max)C

Indoor versions IP = 55

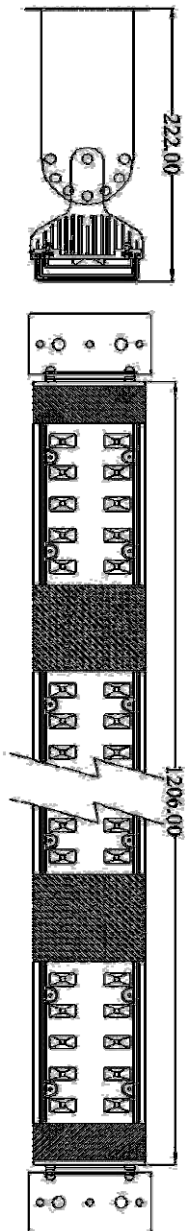
Outdoor Version IP = 65

Ordering Information

Product Number A-68LB-010-CR5

Product Name Mini-Bar 10

Product Ordering Name Mini-Bar 14 5500K 11200lm 10W



Installation Information

There are several options available depending on your application.



Option 1:

Using the **Sliding hook with mating hanger**

This option is recommended for MiniBar Models 10 and 14. It can be used for wall mounting or ceiling mounting. See photo on the left to familiarize with the concept.



Option 2:

Using the **M5 Round Ring for Ceiling Mount**

This option is ideal for hanging the lights from the ceilings. Its recommended for MiniBar Models 10 and 14 and Light Bar models 20 and 40. Not recommended for the Light bars over 1 Meters. This cannot be used for wall mounting.



Option 3:

Using the **Side Panel with selectable angle.**

This option is recommended for Light Bar Models exceeding 2 feet (600mm) up to 4 feet (1200mm). It can be used for wall mounting or ceiling mounting. There are 7 positions for selecting the angle. The long piece must be firmly attached to the wall or ceiling using expandable bolts which are supplied with this option before connecting the lights.



Installation Information (continue)

Option 4:
Using the
Adjustable ring
All Stainless steel
versions. Fits with
M5 screws.

This ring has a clock wise and counter clockwise turns on both ends. This is very hand for making minor adjustments to a hanging light when the light is not in line with the rest or needs to find a horizontal leveling. Not recommended for any wall mount options.

Warranty

U-Tron (Beijing) Electronics Co. Ltd., warrant the products listed below for a period of 36 months from the date of shipment to be free from defects in material or workmanship and to be of the kind and quality designated or specified in the purchase agreements. If any products dose not meets the above warranty and the buyer promptly files a warranty claim U-Tron shall do the following:

U-Tron shall provide a 12 months **"No Questions Asked"** replacement of any faulty units at no charge to the customer. The time limit for exchange shall not exceed 30 days from the time a claim is filed by the buyers. The buyers shall return the faulty units within 30 days of filing the claim. The method of shipping back the faulty units to U-Tron shall be decided at that time by U-Tron and all shipping charges shall be borne by U-Tron.

At the end of the 12 month period U-Tron shall provide additional free **extended warranty** for another 24 months. During this 24 months time U-Tron shall repair or replace and re-certify every faulty units reported. Shipping charges for sending the units to U-Tron shall be the responsibility of the Buyers and the Shipping charges to return the repaired goods to the buyer shall be borne by U-Tron. Time limit for repairs shall not exceed 60 days.

U-Tron at our own option can elect to provide replacement units at any desired percentage to be warehoused and logged by the buyers for timely service of the extended warranty replacements. When the warranty expires the bad units and the unused units shall be shipped back to U-Tron unless otherwise stipulated in the contract or purchase agreements. If the warehoused quantities become 90% used up or nearing the end of stock, the buyers shall ship back the faulty units to U-Tron. U-Tron shall rotate the spare parts inventory with in 60 days of receiving from the buyers.

All warranty claims items shall by shipped to the buyers regardless of the geographical location, by air freight to the nearest airport, and any returning items can be shipped by sea or air freight at the request of U-Tron. If the customer fails to return the said faulty units with in the time frame as instructed, it will be considered as sold and U-Tron reserve the rights to bill the customer for its full value.

U-Tron shall not bare any responsibilities with the buyers customer claims or shall not bare any other expenses incurred other than the units cost it self. Customer site un-installation and re-installation of any faulty units shall not be the responsibilities of U-Tron.

The warranties set forth herein shall be voided if the units have been 1) repaired or altered by any unauthorized person 2) subjected to misuse, negligence and accidents or operated in other than normal operation and use. 3) Connected, installed or modified in a manner not in accordance with U-Tron instructions.